



Caledonian

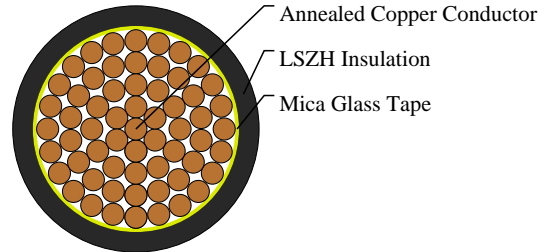

FIREFLIX Fire Resistant Power & Control Cables

www.caledonian-cables.com

marketing@caledonian-cables.com

450/750V Mica+LSZH Insulated, Non-sheathed Power Cables to BS EN 50525-3-41 (Single Core)

FFX100 07mZ-R(CU/MGT+LSZH 450/750V Class2)



APPLICATIONS

The cables are mainly used in power stations, mass transit underground passenger systems, airports, petrochemical plants, hotels, hospitals and high-rise buildings.

STANDARDS

Basic design adapted from BS EN 50525-3-41(formerly BS 7211)

FIRE PERFORMANCE

Circuit Integrity	IEC 60331-21; BS 6387;BS8491
Flame Retardance (Single vertical wire or cable test)	IEC 60332-1-2; EN 60332-1-2
Halogen Free	IEC 60754-1; EN 50267-2-1
No Corrosive Gas Emission	IEC 60754-2; EN 50267-2-2
Minimum Smoke Emission	IEC 61034-2; EN 61034-2

VOLTAGE RATING

450/750V

CABLE CONSTRUCTION

Conductor: Copper conductor according to BS EN 60228 class 2.

Fire Barrier: Mica glass tape.

Insulation: Crosslinked polyolefin material type EI 5 according to EN 50363-5.

Insulation Option: UV resistance, hydrocarbon resistance, oil resistance, anti-rodent and anti-termite properties can be offered as option.

COLOUR CODE

Black, Blue, Brown, Grey, Orange, Pink, Red, Turquoise, Violet, White, Green and Yellow.

PHYSICAL AND THERMAL PROPERTIES

Maximum temperature range during operation: 90°C

Maximum short circuit temperature (5 Seconds): 250°C



Caledonian

FIREFLIX Fire Resistant Power & Control Cables

www.caledonian-cables.com

marketing@caledonian-cables.com

Minimum bending radius: 6 x Overall Diameter

Electrical Properties

Conductor operating temperature: 90°C

Ambient temperature: 30°C

DIMENSION AND PARAMETERS

No. of Cores x Cross-sectional Area	Conductor Class	Nominal Insulation Thickness	Overall Diameter (min.)	Overall Diameter (max.)	Approx. Weight
No. x mm ²		mm	mm	mm	kg/km
1x400	2	2.6	28.5	35.3	4252

Current-Carrying Capacities (Amp) according to BS 7671:2008 table 4E1A

Conductor Cross-sectional Area	Ref. Method B 2 cables, 1-phase a.c. or d.c	Ref. Method B 3/4 cables, 3-phase a.c.	Ref. Method C 2 cables, 1-phase a.c. or d.c. flat and touching	Ref. Method C 3/4 cables, 3-phase a.c. flat and touching or trefoil	Ref. Method F 2 cables, 1-phase a.c. or d.c. flat	Ref. Method F 3 cables, 3-phase a.c. flat	Ref. Method F 3 cables, 3-phase a.c. trefoil	Ref. Method F 2 cables 1-phase 3 cables 3-phase flat Horizontal	Ref. Method F 2 cables 1-phase 3 cables 3-phase flat Vertical
mm ²	A	A	A	A	A	A	A	A	A
400	683	584	868	793	940	868	823	1085	1008

Voltage Drop (Per Amp Per Meter) according to BS 7671:2008 table 4E1B

Conductor Cross-sectional Area	2 cables d.c.	Ref. Methods A,B 2 cables, 1-phase a.c.	Ref. Methods C,F,G 2 cables, 1-phase a.c. (Cables touching)	Ref. Methods C,F,G 2 cables, 1-phase a.c. (Cables spaced)	Ref. Methods A,B 3 or 4 cables, 3-phase a.c.	Ref. Methods C,F,G 3 or 4 cables, 3-phase a.c. (Cables touching, Trefoil)	Ref. Methods C,F,G 3 or 4 cables, 3-phase a.c. (Cables touching, Flat)	Ref. Methods C,F,G 3 or 4 cables, 3-phase a.c. (Cables spaced, Flat)
mm ²	mV/A/m	mV/A/m	mV/A/m	mV/A/m	mV/A/m	mV/A/m	mV/A/m	mV/A/m
400	0.120	r:0.140 x:0.25 z:0.29	r:0.130 x:0.155 z:0.20	r:0.125 x:0.24 z:0.27	r:0.125 x:0.22 z:0.25	r:0.110 x:0.135 z:0.175	r:0.110 x:0.160 z:0.195	r:0.110 x:0.24 z:0.26



Rated voltage




BS EN 50525-3-41



Circuit Integrity
IEC 60331-21/BS6387/BS 8491



Flame Retardancy
IEC 60332-1-2



Halogen Free
IEC 60754-1



Low Corrosivity
IEC 60754-2



Low Smoke Emission
IEC 61034-2